



## SPRING RETURN 6B0341D-T

### SIZE 3/4"

3-WAY BRASS, FULL PORT BALL VALVE  
WITH ELECTRIC ACTUATOR

### 12VDC

Manual Override (OPTIONAL)  
5 Sec. Open/Close

## ACTUATOR

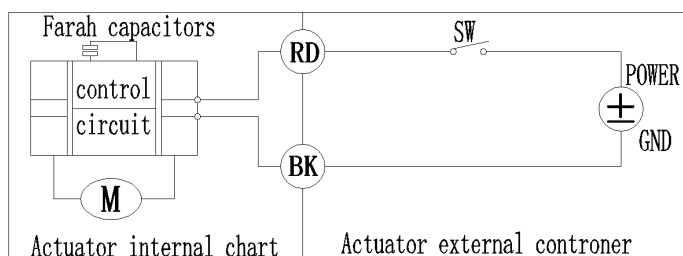
- NEMA 4, 4X Housing
- 12V/24V AC/DC and 100-240V AC Models Available
- High-Strength, Impact Resistant IP67 PPO Housing
- Comes standard with 19" cable

## VALVE

- Brass
- Full Port, Sizes 1/4" to 1"
- Low torque design with spring return in case of power failure
- Energy efficient design reduces power consumption needs


## WIRING DIAGRAM

2 Wire control- Power Reset



- When SW is closed , the valve open. the actuator automatically power off after in place
  - When SW is open, the valve closed, the actuator automatically power off after in place \* Suitable
- Working Voltage: **AC/DC9-24V , DC/AC110V-230V \***  
Exceeding the working voltage is forbidden

## Manual override instructions:

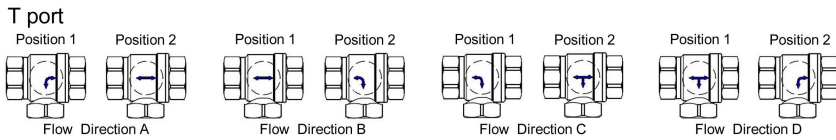
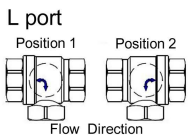
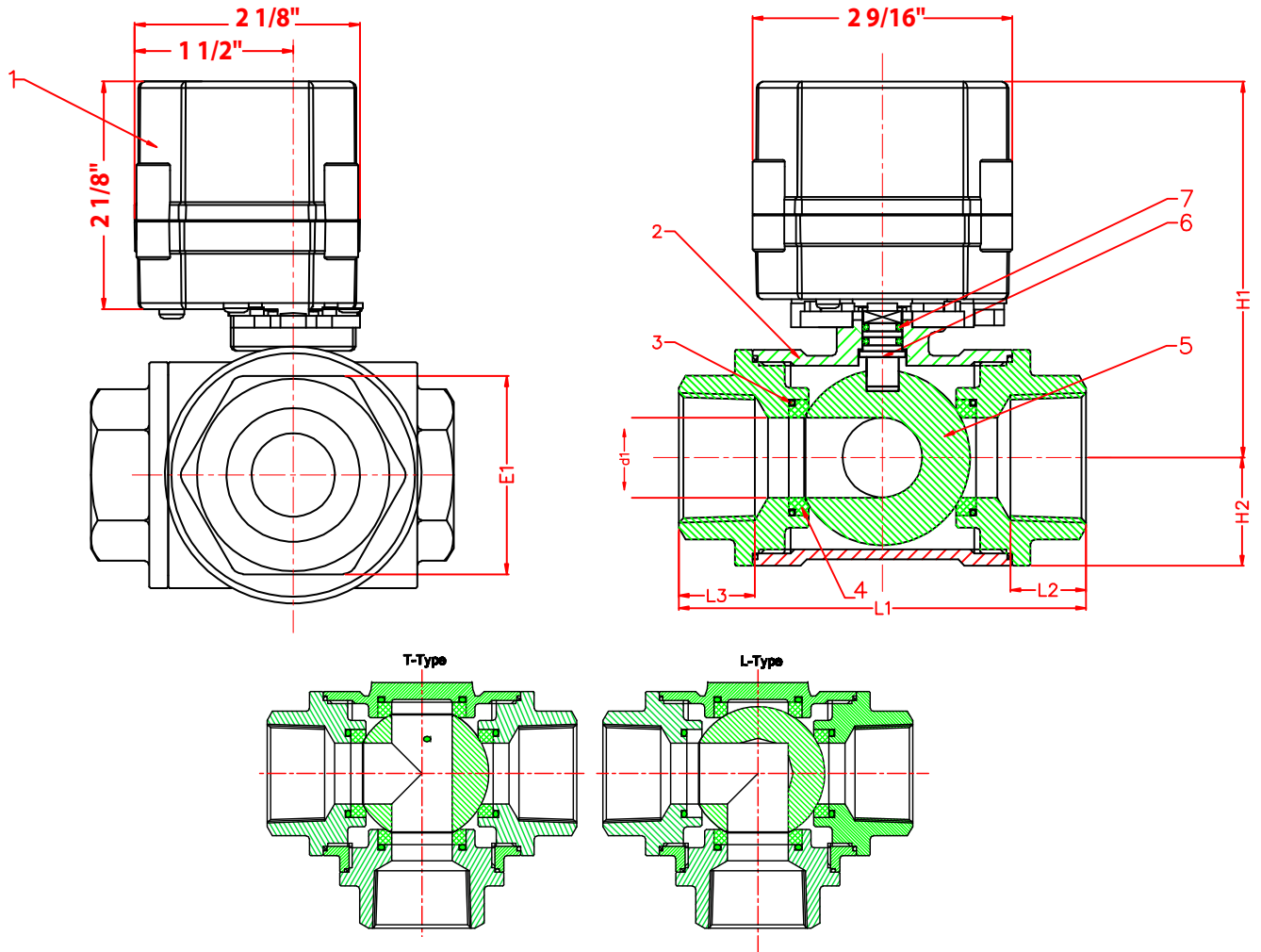


In case of an electric supply failure, it is possible to operate the actuator manually:

1. Power must be off before using the manual override.
2. Gently pull up the knob turning the knob left or right to open or close the valve.
3. When the red needle in the indicator points to S, the valve is closed. When pointing to O, the valve is open.
4. To resume normal operation the knob must be pushed down.

# 3 Way

**SIZES 1/4" THROUGH 1"**



| 7   | O-ring     | FKM             |               | 2        |
|-----|------------|-----------------|---------------|----------|
| 6   | Stem       | Brass           |               | 1        |
| 5   | Ball       | stainless steel | 304           | 1        |
| 4   | Sealing    | PTFE            |               | 4        |
| 3   | O-ring     | FKM             |               | 4        |
| 2   | Body Cover | Brass           |               | 1        |
| 1   | Actuator   | PPO             |               | 1        |
| No. | NAME       | Material        | Specification | Quantity |

| Size | D1/D2 | d      | L1       | L2/L3  | E1      | H1       | H2     |
|------|-------|--------|----------|--------|---------|----------|--------|
| 1/4" | 1/4"  | 1/4"   | 2"       | 7/16"  | 13/16"  | 2 5/8"   | 7/16"  |
| 3/8" | 3/8"  | 1/4"   | 2"       | 7/16"  | 13/16"  | 2 5/8"   | 7/16"  |
| 1/2" | 1/2"  | 1/2"   | 2 3/4"   | 5/8"   | 1 1/16" | 2 13/16" | 11/16" |
| 3/4" | 3/4"  | 9/16"  | 2 15/16" | 5/8"   | 1 1/4"  | 3"       | 13/16" |
| 1"   | 1"    | 11/16" | 3 3/8"   | 11/16" | 1 1/2"  | 3 1/16"  | 7/8"   |