



SPRING RETURN 8B0341D-M

SIZE 3/4"

2-WAY BRASS, FULL PORT BALL VALVE
WITH ELECTRIC ACTUATOR

12VDC

Manual Override
5 Sec. Open/Close

ACTUATOR

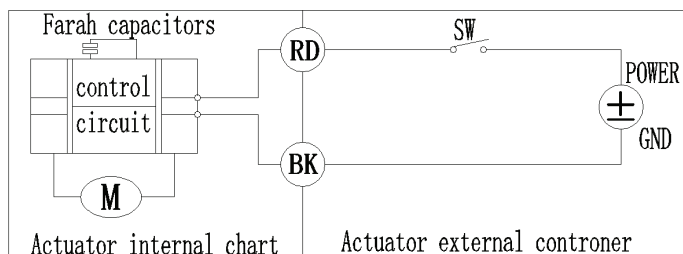
- NEMA 4, 4X Housing
- 12V/24V AC/DC and 100-240V AC Models Available
- High-Strength, Impact Resistant IP67 PPO Housing
- Comes standard with 19" cable

VALVE

- Brass
- Full Port, Sizes 1/4" to 1-1/4"
- Low torque design with spring return in case of power failure
- Energy efficient design reduces power consumption needs

WIRING DIAGRAM

2 Wire control- Power Reset



- When SW is closed , the valve open. the actuator automatically power off after in place
 - When SW is open, the valve closed, the actuator automatically power off after in place * Suitable
- Working Voltage: **AC/DC9-24V , DC/AC110V-230V ***
Exceeding the working voltage is forbidden

Manual override instructions:

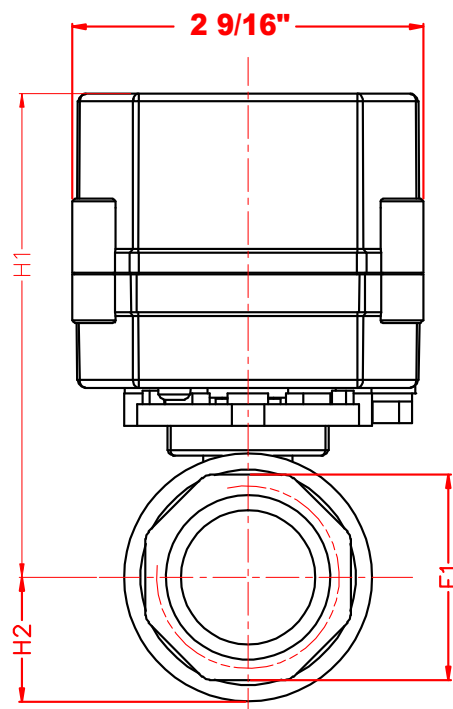
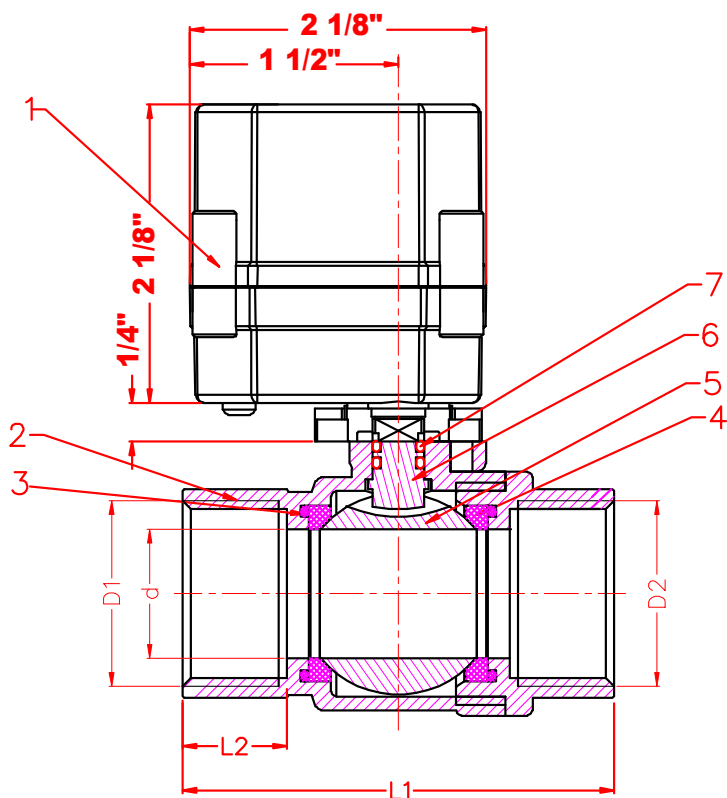


In case of an electric supply failure, it is possible to operate the actuator manually:

1. Power must be off before using the manual override.
2. Gently pull up the knob turning the knob left or right to open or close the valve.
3. When the red needle in the indicator points to S, the valve is closed. When pointing to O, the valve is open.
4. To resume normal operation the knob must be pushed down.

2 Way

SIZES 1/4"
THROUGH 1-1/4"



7	O-ring	NBR	2
6	Stem	Brass	2
5	Ball	Brass	1
4	Sealing	PTFE	2
3	O-ring	EPDM	2
2	Body Cover	Brass	1
1	Actuator	PPO	1
No.	NAME	Material	Quantity

Size	D1/D2	d	L1	L2	E1	H1	H2
1/4"	1/4"	5/16"	1 15/16"	1/2"	13/16"	2 11/16"	1/2"
3/8"	3/8"	3/8"	1 15/16"	1/2"	13/16"	2 11/16"	1/2"
1/2"	1/2"	9/16"	2 3/16"	1/2"	1"	2 3/16"	5/8"
3/4"	3/4"	13/16"	2 5/8"	9/16"	1 1/4"	2 15/16"	3/4"
1"	1"	15/16"	2 13/16"	9/16"	1 1/2"	3"	7/8"
1-1/4"	1-1/4"	1"	3 1/8"	13/16"	1 13/16"	3 1/16"	1"